



District Report Card: 2017


State: Andhra Pradesh	District: Nellore
Class: 3	Subject: Language
Schools: 61	Students: 670


Participation/Coverage


Students

GENDER 	Boys		Girls	
	Number	%	Number	%
	298	44.48	372	55.52

AREA 	Rural		Urban	
	Number	%	Number	%
	537	80.15	133	19.85

CATEGORY 	SC		ST		OBC		GEN	
	Number	%	Number	%	Number	%	Number	%
	231	34.48	152	22.69	247	36.87	40	5.97

CWSN 	LD	VI	HI	S&LD	ID	Oth
	2	0	0	1	2	34

Management 	Government		Government-aided	
	Number	%	Number	%
	651	97.16	19	2.84

Average Performance of Students in Language (%)

Overall	Gender		Area		Management		Social Group			
	Male	Female	Rural	Urban	Govt.	Aided	SC	ST	OBC	GEN
75.53	75.59	75.48	74.96	77.84	75.76	67.72	78.27	76.36	72.39	76.00

Performance on Learning Outcomes (LOs)

Learning Outcomes	Description	Average Performance(%)
L304	Reads small texts with comprehension i.e., identifies main ideas, details, sequence and draws conclusions	75.33
L312	Reads printed scripts on the classroom walls: poems, posters, charts etc.	75.94

Range of Performance of Students who Answered Correctly							
Below 30%		30% - 50%		50% - 75%		Above 75%	
Number	%	Number	%	Number	%	Number	%
29	4.33	72	10.75	167	24.93	402	60.00

Lowest Performing Learning Outcomes (LOs)

- 1 - Reads small texts with comprehension i.e., identifies main ideas, details, sequence and draws conclusions (75.33)
- 2 - Reads printed scripts on the classroom walls: poems, posters, charts etc. (75.94)